




Ship types of the German merchant fleet

Merchant vessels in German ownership, irrespective of their flags

		SHIP TYPE	NO.	1,000 GT	1,000 DWT	GT SHARE
 PASSENGER		Passenger	81	45	8	0.1%
		Passenger Cruise	30	1,934	164	4.2%
		Others	7	1	0,4	<0.1%
		Total	118	1,980	171	4.3%
 DRY CARGO		Passenger/Ro/Ro Cargo	26	301	56	0.7%
		Offshore Supply Vessels	9	17	20	<0.1%
		Container	664	24,179	27,749	52.4%
		Rail Vehicles Carrier	3	68	13	0.1%
		Bulk Dry	230	9,635	17,287	20.9%
		Ro/Ro	19	430	141	0.9%
		General Cargo	638	5,118	7,083	11.1%
		Total	1,589	39,748	52,348	86.2%
 TANKER		Bunker barge	5	2	3	<0.1%
		Chemical and others	58	667	987	1.4%
		Gas	34	838	838	1.8%
		Crude Oil	113	2,903	4,606	6.3%
		Total	210	4,410	6,434	9.6%
		Total of the German merchant fleet	1,917	46,138	58,954	100%

Source:
Federal Maritime
and Hydrographic
Agency,
www.bsh.de/
VDR; as of
31.12.2021;
vessels over
100 GT (rounded)